



Fulton County Operational Report

August 16, 2023

Board of Commissioners Meeting



Justice and Jail Systems Update



FULTON COUNTY GOVERNMENT

Project **ORCA** & Justice System Update

AUGUST 16, 2023

AGENDA

01 ORCA CASE REDUCTION

02 CUMULATIVE CASE REDUCTION

03 JAIL POPULATION UPDATE

PROJECT OVERVIEW

Since the beginning of COVID-19, the Fulton County Court System has amassed a significant and unprecedented level of cases. Project ORCA will address this challenge by utilizing a combination of capacity expansion and productivity enhancement initiatives to expedite the case adjudication process.

CASE ACCUMULATION DEFINED

All cases (hearings, filings, applications) that were initiated before and during the pandemic (including those currently awaiting formal charging or filing) that have been impacted due to current limitations at various stages of the case administration process.

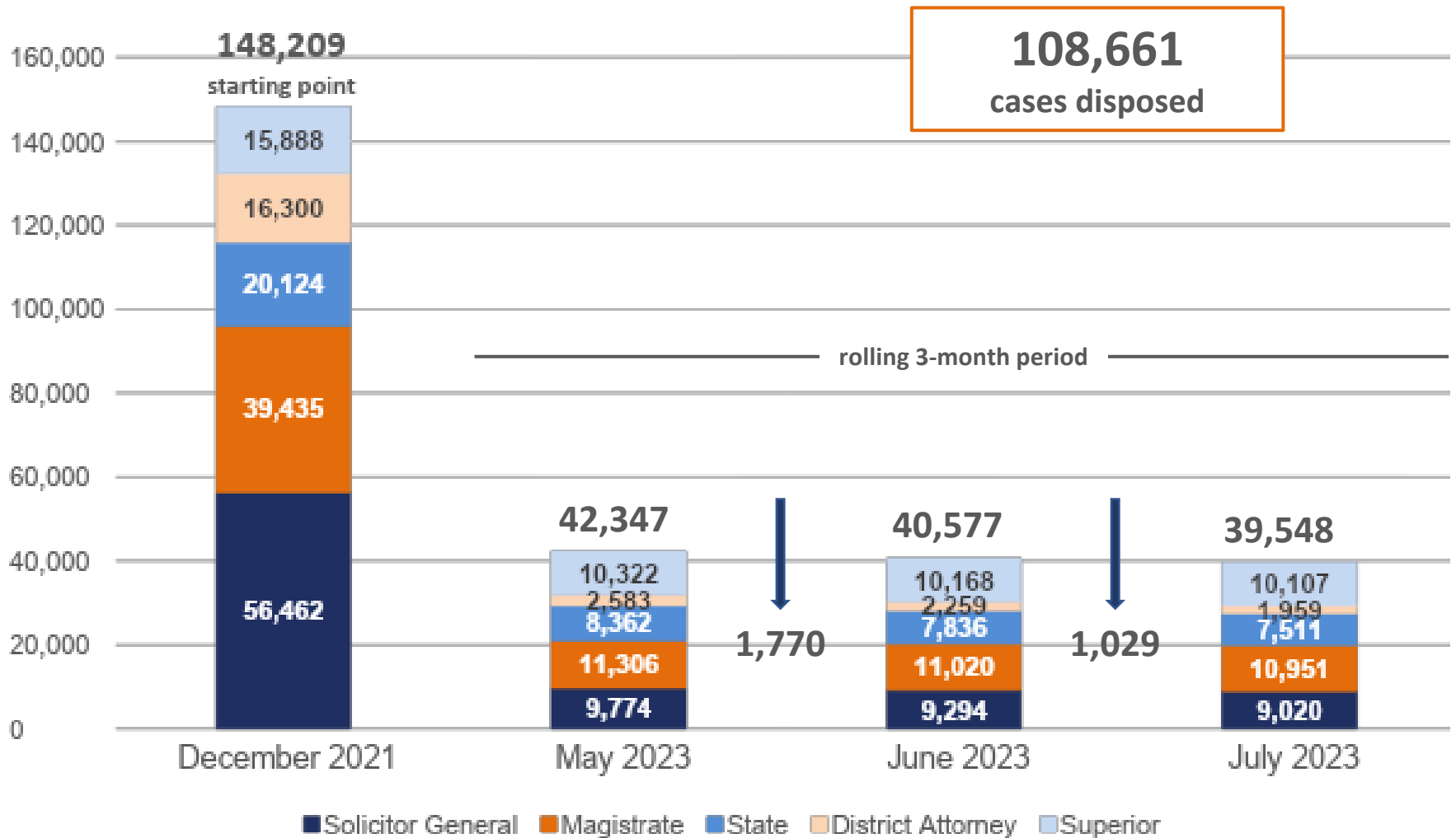


The COVID-19 Case Resolution Project began on **December 6, 2021** with **148,209** open and active cases.

As of **July 31, 2023**, **108,661** cases have been disposed. There are **39,548** pending open and active cases.

PROJECT ORCA CASE REDUCTION

DISPOSITIONS BY OFFICE



PROJECT ORCA CASE REDUCTION

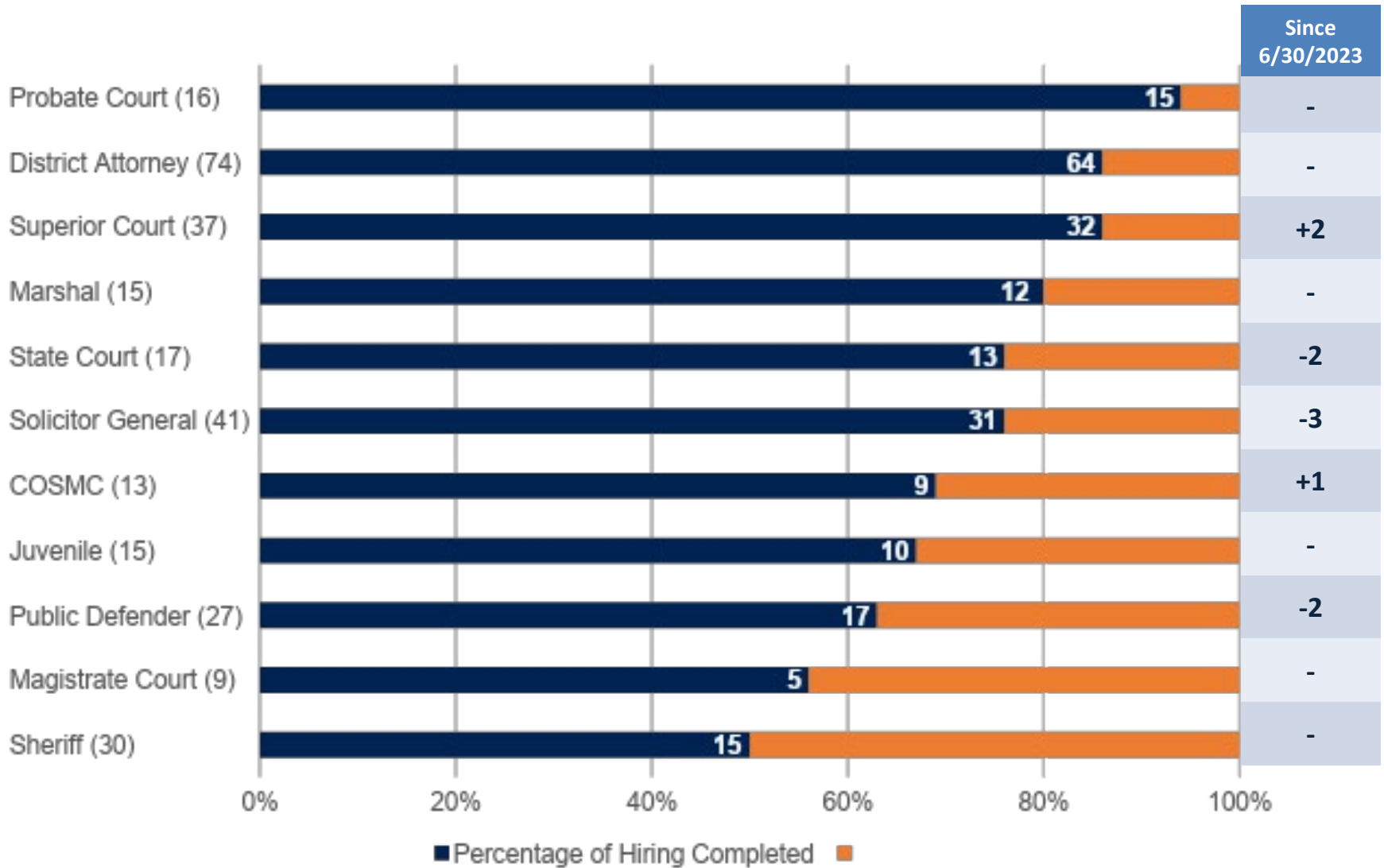
CASE DISPOSITION SUMMARY



Office	July 2023 (Last full month)			Project To Date (12/6/2021 through 7/31/2023)		
	Target	Actual	Variance	Target	Actual	Variance
Superior	442	174	(268)	8,827	9,866	1,039
District Attorney	356	300	(56)	8,440	14,341	5,901
State	556	371	(185)	11,120	15,424	4,304
Solicitor General	1,540	274	(1,266)	30,800	47,442	16,642
Magistrate	1,091	69	(1,022)	21,820	28,485	6,665
Overall	3,985	1,188	(2,797)	81,007	115,558	34,551

HIRING PROGRESS

HIRING PROGRESS BY DEPARTMENT AS OF 7/31/2023





FULTON COUNTY GOVERNMENT

Project **ORCA** & Justice System Update

AUGUST 16, 2023

AGENDA

- 01 ORCA CASE REDUCTION
- 02 **CUMULATIVE CASE REDUCTION**
- 03 JAIL POPULATION UPDATE

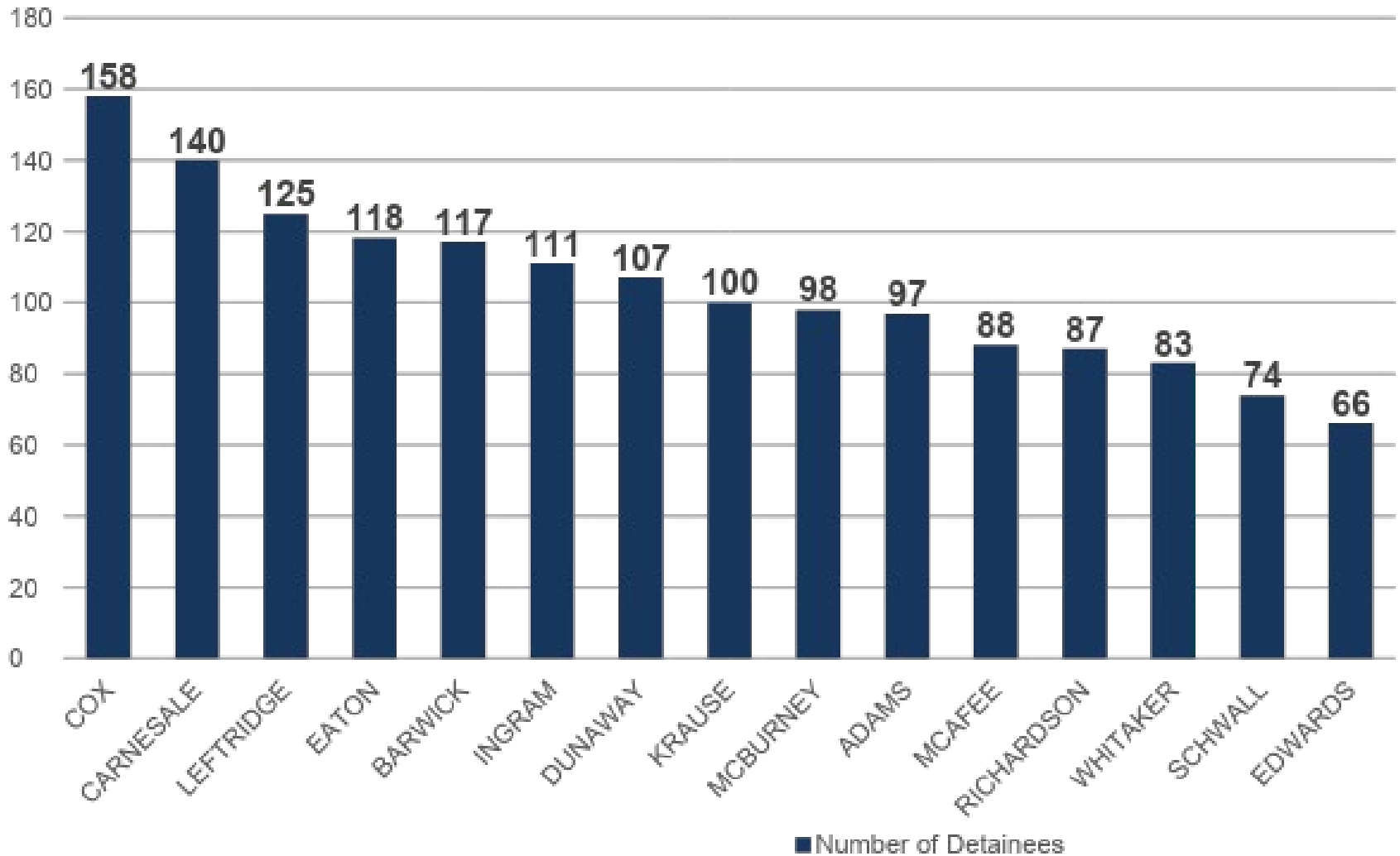
CUMULATIVE CASE REDUCTION JUSTICE SYSTEM SCORECARD



MEASURE	GOAL	MAY 2023 BASELINE	JULY 2023	DELTA <i>(current month to baseline)</i>
Average Length of Stay	30 days	71 days	65 days	6 day decrease
Jail Population Unindicted without other charges	10%	34%	36%	2% increase <i>(68 more unindicted)</i>
Clearance Rate for Felony Criminal Cases	100%	72%	55%	17% decrease
Felony Cases Disposed within 180 Days	90%	25%	31%	6% increase
Felony Cases Disposed within 365 Days	98%	63%	62%	1% decrease

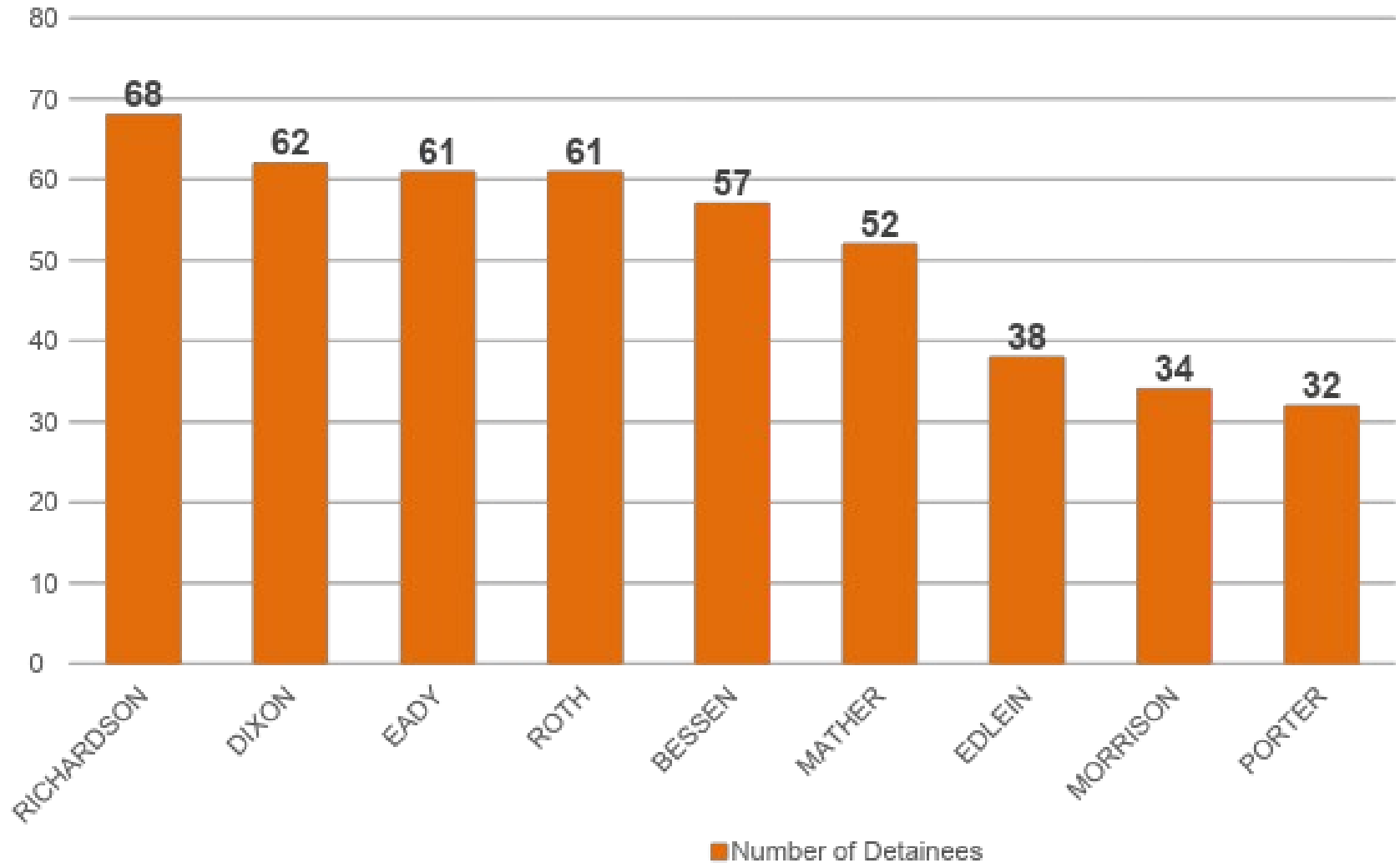
JAIL POPULATION

DETAINEES BY SUPERIOR COURT JUDGE AS OF 7/31/2023



JAIL POPULATION

DETAINEES BY STATE COURT JUDGE AS OF 7/31/2023





FULTON COUNTY GOVERNMENT

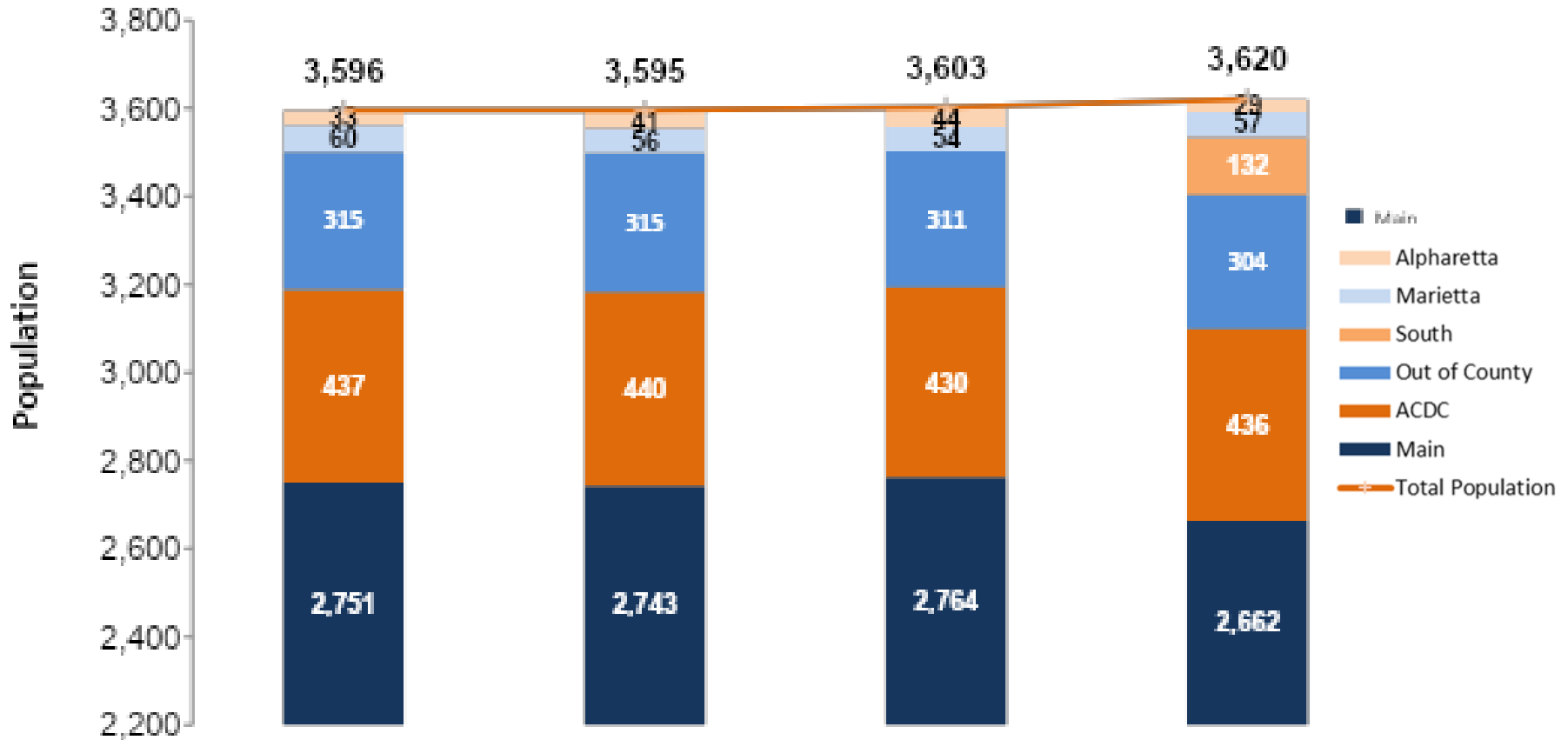
Project **ORCA** & Justice System Update

AUGUST 16, 2023

AGENDA

- 01** ORCA CASE REDUCTION
- 02** CUMULATIVE CASE REDUCTION
- 03** **JAIL POPULATION UPDATE**

AVERAGE WEEKLY JAIL POPULATION 7/03/2023 - 7/30/2023



	07/03 - 07/09	07/10 - 07/16	07/17 - 07/23	07/24 - 07/30
Floor	432	439	458	466
Floor %	12.0%	12.2%	12.7%	12.9%
(Avail) Beds	456	471	487	563
Book In	339	418	410	444
Book Out	311	414	378	366
Net	(28)	(4)	(32)	(78)

AVERAGE WEEKLY JAIL POPULATION

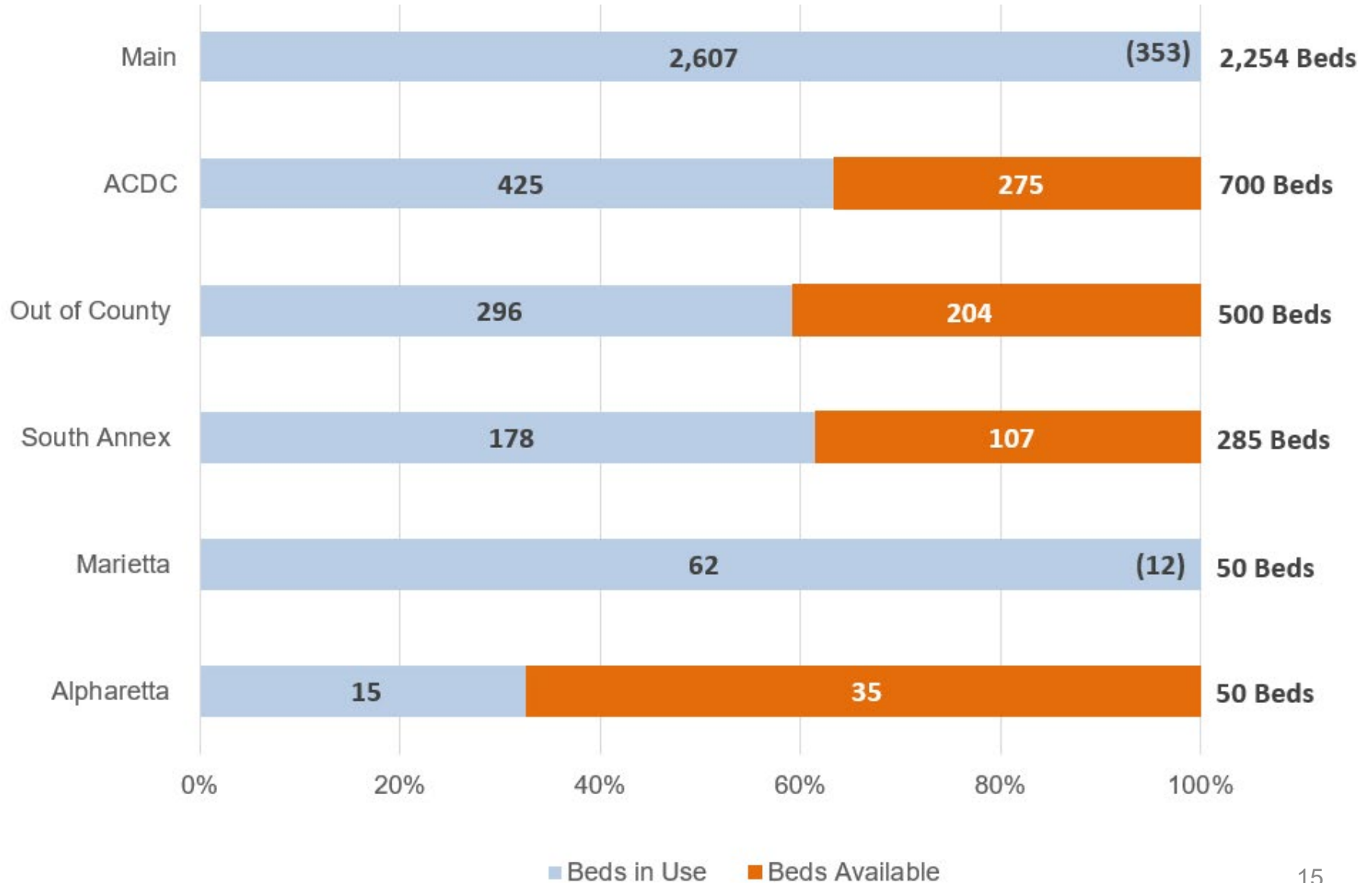
POPULATION BY FACILITY 7/03/2023 - 7/30/2023



	07/03 – 07/09	07/10 – 07/16	07/17 – 07/23	07/24 – 07/30
Main	2,751	2,743	2,764	2,662
ACDC	437	440	430	436
Out of County	315	315	311	304
South Annex	-	-	-	132
Marietta	60	56	54	57
Alpharetta	33	41	44	29
TOTAL	3,596	3,595	3,603	3,620

JAIL POPULATION FACILITY UTILIZATION

AS OF 8/1/2023

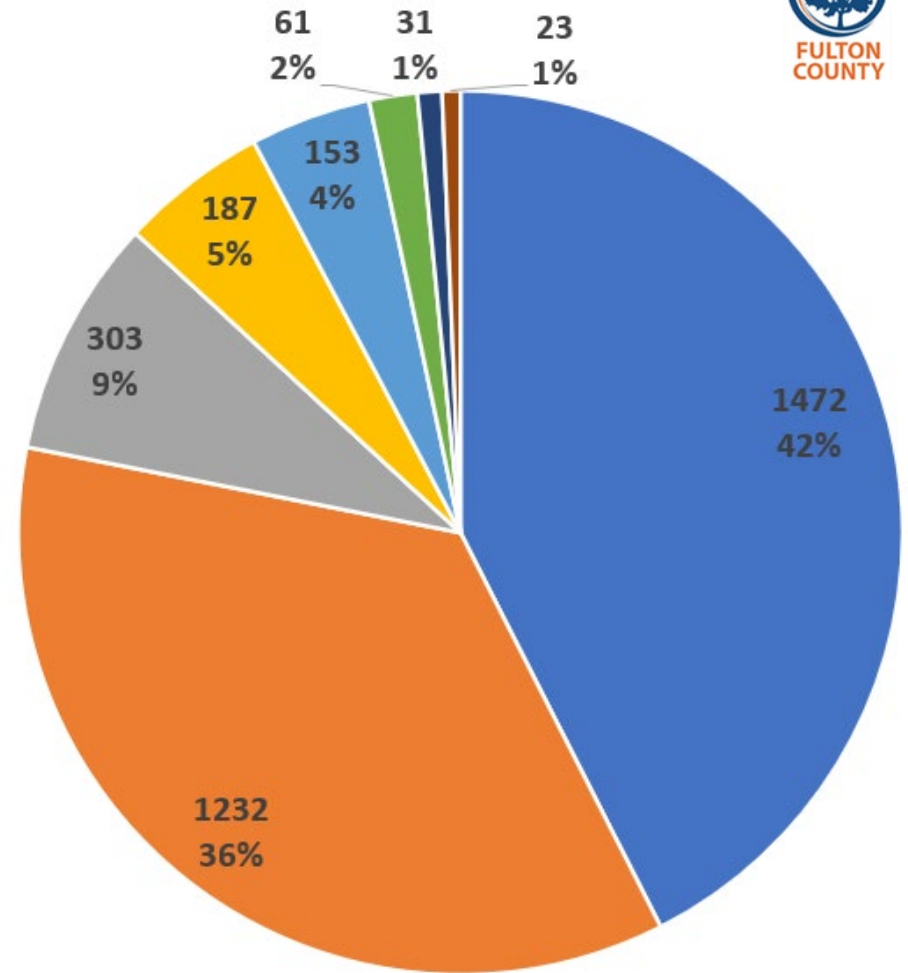


JAIL POPULATION

FULL INMATE ANALYSIS AS OF 7/26/2023



Status	Number of Inmates	
Unindicted	1,232	36%
Unindicted w/ Hold	303	9%
Unindicted w/ Indicted Case	153	4%
Indicted (DA)	1,472	42%
Accused (SG)	187	5%
Hold Only (SBPP/Foreign)	61	2%
Serving Sentence/CPO	31	1%
Awaiting Pickup/Transport/Extradition	23	1%
TOTAL	3,462	100%



- Indicted and/or FTA/PV only
- Unindicted
- Unindicted w/ Hold (FTA/PV/SBPP/Foreign)
- State
- Unindicted w/ Indicted Case
- Hold Only (SBPP/Foreign)
- Serving Sentence/CPO
- Awaiting Pickup/Transport/Extradition

JAIL POPULATION POPULATION REDUCTION INITIATIVES



ACTION ITEM	DESCRIPTION / BACKGROUND	BOC UPDATE	START DATE
Increase inmate transports to Superior Court	Double the number of inmate transports per week	<ul style="list-style-type: none"> Sheriff's Office has doubled the number of inmate transports to Superior Court 	March 1
Increase the number of senior judges for Superior Court	Add new senior judges for criminal trial / weekend calendars and increase their compensation	<ul style="list-style-type: none"> 4 new senior judges have been added Trial calendars built out for remainder of the year 	May 15
Superior Court civil cases to State Court	Assign Superior Court civil cases to State Court for remainder of 2023	<ul style="list-style-type: none"> First round of civil cases have been assigned Assignments will continue on a rolling basis 	May 15
Increase Zoom capacity for Superior Court criminal cases	Increase the calendars and resources to expand cases leveraging Zoom	<ul style="list-style-type: none"> Jail Court Services staff hired to coordinate and move inmates for Zoom calendars Formal process developed for scheduling Zoom calendars, including dedicated communications Jail Court Services 	June 30
Expand the C-3 Program	Increase the number of C-3 contract attorneys and cases per attorney, with a focus on jail cases	<ul style="list-style-type: none"> Nearly 20 C-3 attorneys representing over 70 defendants Case assignments being made on a monthly basis Assessing increase to contract amounts for active attorneys 	July 15
Prioritize jail cases on the Superior Court calendar	Prioritize jail cases on Superior Court calendars	<ul style="list-style-type: none"> Developing new Odyssey queries for automated and on-demand reports showing unindicted and indicted inmates 	August 15
Weekend court at Fulton County Jail	Hold criminal court cases at Fulton County Jail on weekend days	<ul style="list-style-type: none"> Evaluating inmate population for participation Anticipate about 20 – 50 inmates per Saturday Court 	September 9
Establish a competency court calendar	Create a dedicated calendar for competency cases	<ul style="list-style-type: none"> Superior Court voted against creation of a dedicated competency court calendar at July bench meeting 	Initiative Defeated

PRIORITIES



- ✓ Accelerate ORCA case resolution/performance
- ✓ Implement multi-agency jail reduction plan
- ✓ Prevent Post-ORCA backlog

JUSTICE SYSTEM DASHBOARDS

PUBLIC INFORMATION



JUSTICE SYSTEM DASHBOARDS

DEPARTMENT

PUBLICLY AVAILABLE DASHBOARDS

SUPERIOR COURT

- Total Defendants in Jail (Complex)
- Defendants in Jail for Over 1 Year (Complex)
- Total Pending Cases (Complex)
- Cases Pending for Over 1 Year (Complex)
- Total Defendants in Jail (Non-Complex)
- Defendants in Jail > 180 Days (Non-Complex)
- Total Pending Cases (Non-Complex)
- Cases Pending > 180 Days (Non-Complex)

NATIONAL COURT STANDARDS

- Time to Disposition (Felony)
- Time to Disposition (Civil)
- Time to Disposition (Family)
- Clearance Rates
- Aging of Cases

STATE COURT

- Total Defendants in Jail (Misdemeanor)
- Defendants in Jail Over 1 Year (Misdemeanor)
- Total Pending Criminal Cases
- Criminal Cases Pending for Over 1 Year

PROJECT ORCA DASHBOARDS

DEPARTMENT

PUBLICLY AVAILABLE DASHBOARDS

OVERALL

- Total Disposed Cases
- Remaining Open & Active Cases

COURTS

- Total Disposed Cases & Filings
- Remaining Open & Active Cases & Filings

PROSECUTORS

- Total Disposed, Indicted, or Accused Cases
- Remaining Open & Active Cases

All publicly available justice system data and dashboards are found at:
<https://fultoncountyga.gov/inside-fulton-county/open-government>



QUESTIONS



Jail Bridging Plan Update



Fulton County Replacement

Jail

Aug 2023

Bridging Plan (update)



FC Jail Bridging Plan Outcomes



— **Maintenance** - Ensure that the jail remains serviceable and clean, minimizing the potential for incidents and illness.



— **Common Operational Picture (COP)** – Create a real-time common operating picture for Jail Staff to make informed decisions on all aspects of Jail management, e.g., Inmate Tracking, Staffing, HR, Maintenance, and Medical.



— **Staffing** - Reach recommended staffing levels & improve retention. Creating a safer work environment.



— **Inmate Services** - Optimizing the best care for inmates and optimizing staffing levels. Create an inmate advocacy group, to identify roadblocks for release.



— **Public Information** - Keeping Stakeholders and Public informed of initiatives, progress of the bridging plan, and transparency of operations.



Jail Maintenance Update

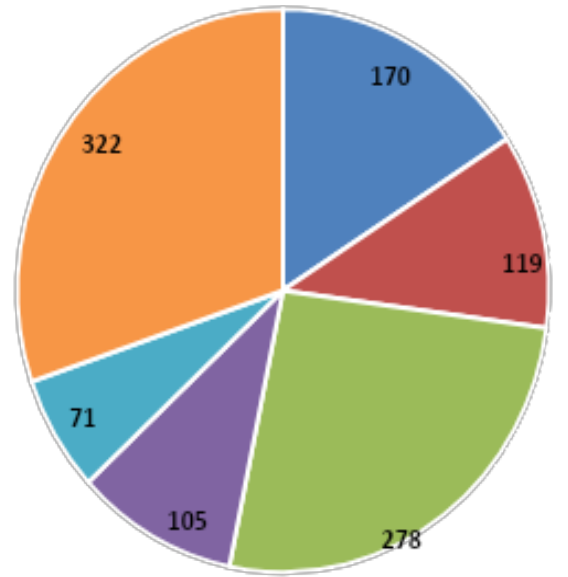
	ACTIVITY	STATUS
Blitz Project	Limited work Began on 10 July. As of August 7 th , Unit 1 North 50% complete Completed so far: 52 Doors, 27 toilets and sinks, electrical repairs	The planned complete evacuation of Unit 1 north was delayed due to medical coverage was not available at the south Annex until mid July & to AC problems @ Rice St. Some work has been completed but the completion of Unit 1 North has been *delayed one month *End of Aug.
Reactive Maintenance	Non-Blitz maintenance: June: 829 work orders – 764 completed in June & 56 in July July: 1065 work orders – 994 completed in July	Average time to complete WO is less than 36 hours
Full Circle Restoration	Clinical Grade Medical Decontamination	On-going, 2 x month
Johnson Controls, Inc	91 Surveillance Cameras	Installation completed waiting on final inspection and servers to be installed this week
Talitrix	Track Heart Rates / Low BP	Now in use in A 3N Zone 100, installing cables for the 5 other Zones in 3N.
RaySecur, Inc.	4D Imaging in mail	Installation Complete, contraband has been discovered weekly, (57 items to date)



Jail Reactive Maintenance

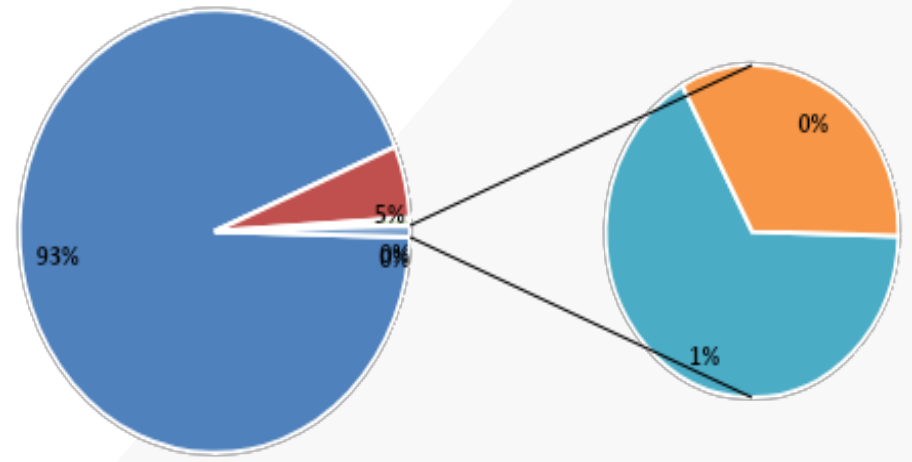
Average time for completion of Work Orders is less than 36 hours

Work Orders by Repair Item
July 1-31, 2023



- Doors
- Lights
- Toilet/Sink
- Pipes/Drains
- Showers
- Misc.

Work Orders by Status
July 1-31, 2023 1065 Work Orders



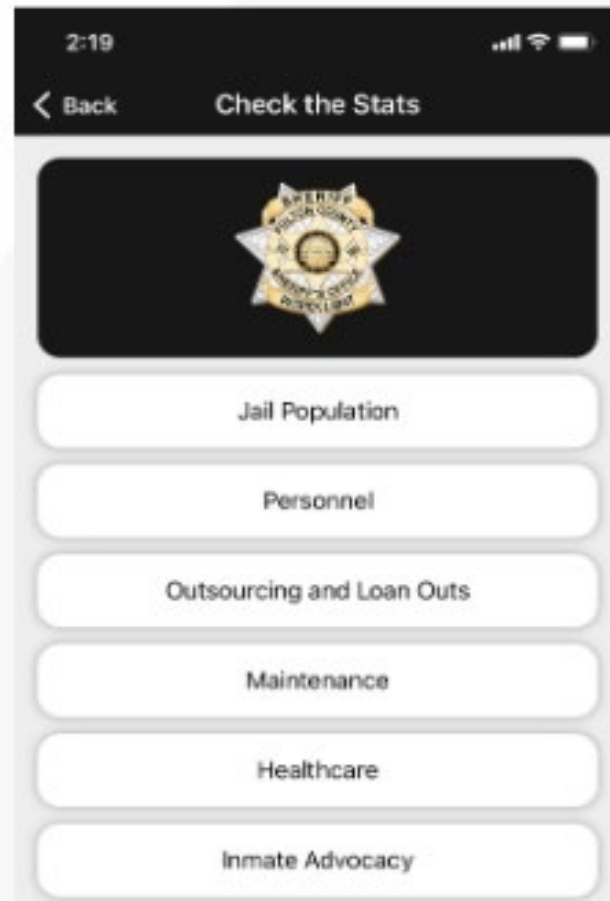
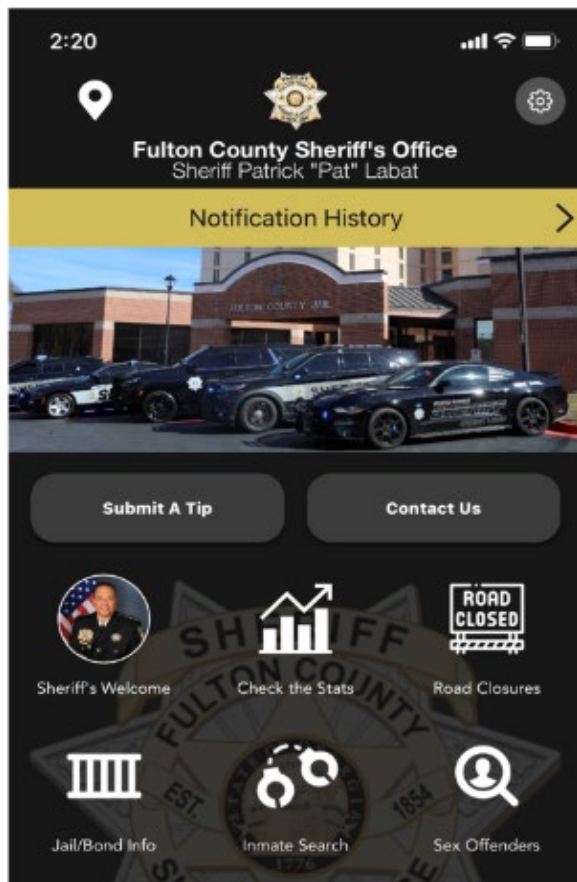
- Completed Work Orders
- Awaiting Assignment
- Deferred
- Started / Inprogress
- Waiting for Parts
- Work On Hold



Common Operational Picture

FCSO Mobile App

Please note that data points on the APP will change over time to fit the information that is most important and relevant



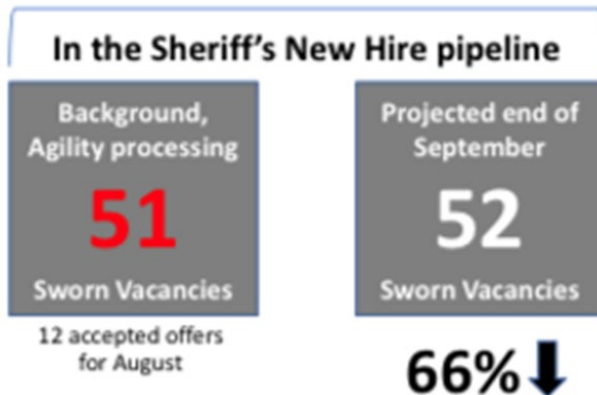


FCSO Staffing

BOC's Approved Strategies to attached Sheriff Sworn Staff



34%↓



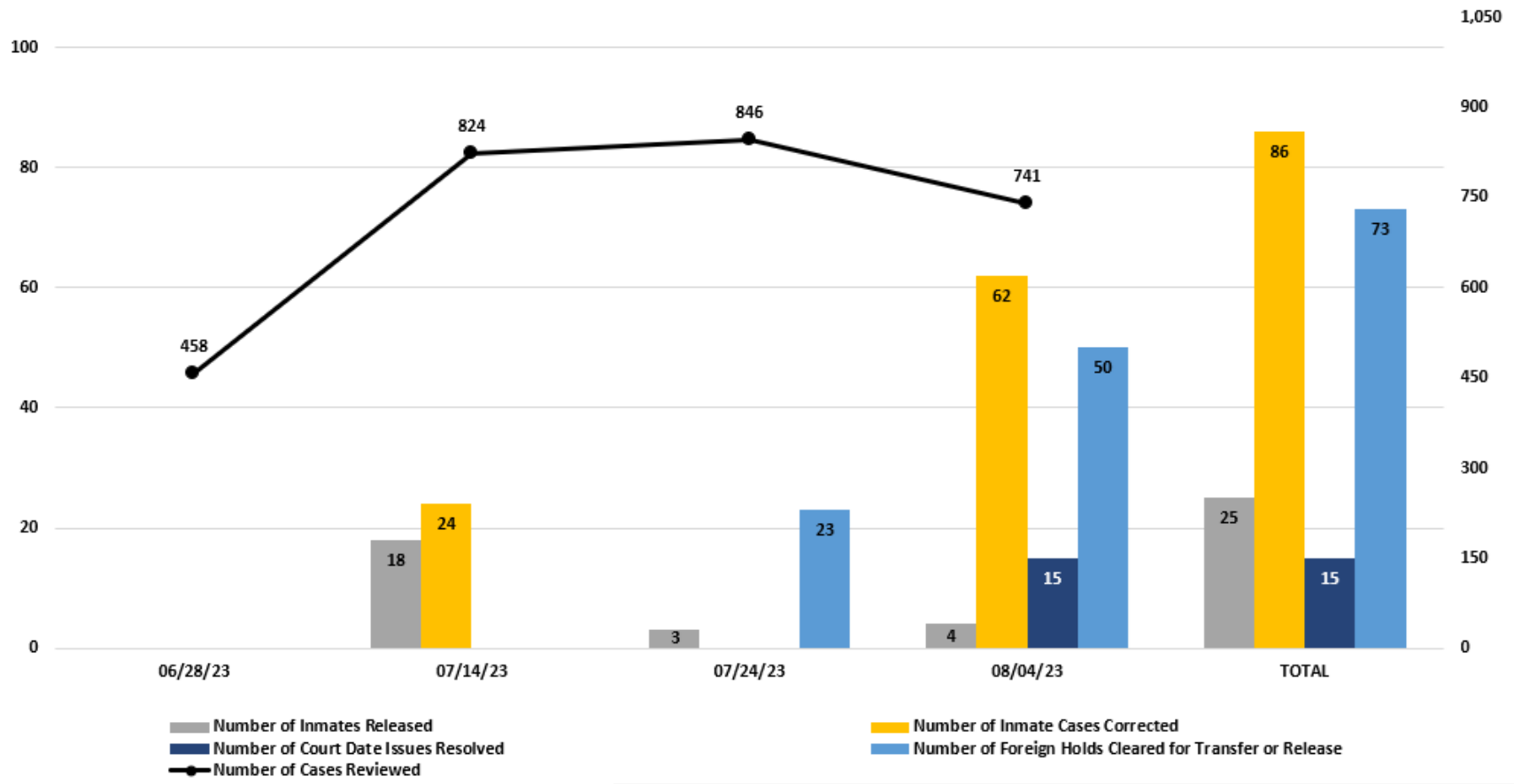
- Detention Officer entry Pay increase to \$54,000
- Deputy Entry Pay increased to \$60,000
- Convert from Comp Time to Overtime first
- Option for Double OT available
- Sign-on Payment
- Relocation Reimbursement



Inmate Services

Inmate Advocacy Unit Data

(Cases Reviewed to Date: 2,869)





Inmate Services Medical Update

TECHCARE EMS REPORT - FULTON	TOTALS FOR JULY
<i>Sick Calls Completed</i>	4,388
<i>Nursing Encounters - Medication Pass / Receiving Screening</i>	143,690
<i>Medical Provider Encounters</i>	1,244
<i>Mental Health Provider Encounters</i>	1,284
<i>Patients on Medication</i>	4,829
<i>Emergency Room Send Outs</i>	80

- *This report is under construction and being updated, but is provided as an example of the level of details that will be provided in future reports*
- *The intent is to push this level of detail to the mobile app in the future*



THANK YOU



QUESTIONS